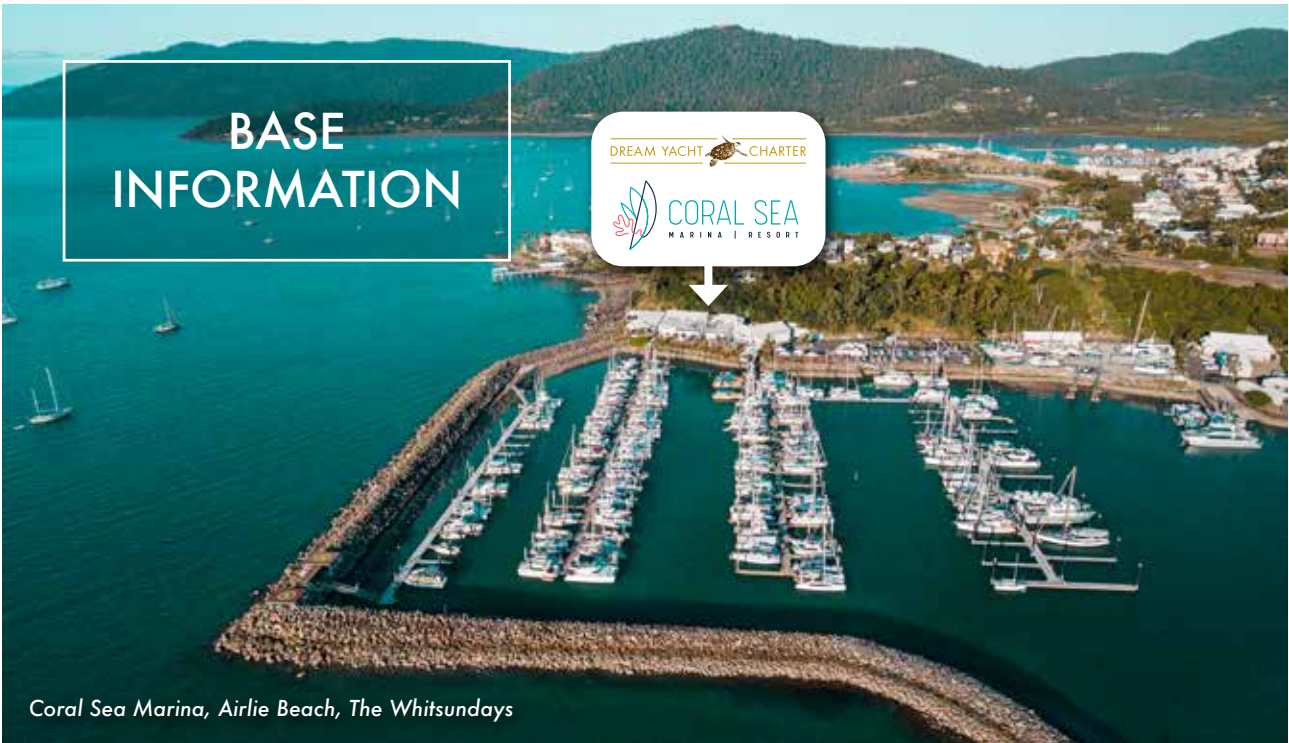

DREAM YACHT CHARTER

BASE GUIDE

EVERYTHING YOU NEED TO KNOW TO ENJOY YOUR NEXT DREAM DESTINATION!



PACIFIC OCEAN | WHITSUNDAYS, AUSTRALIA



Coral Sea Marina, Airlie Beach, The Whitsundays

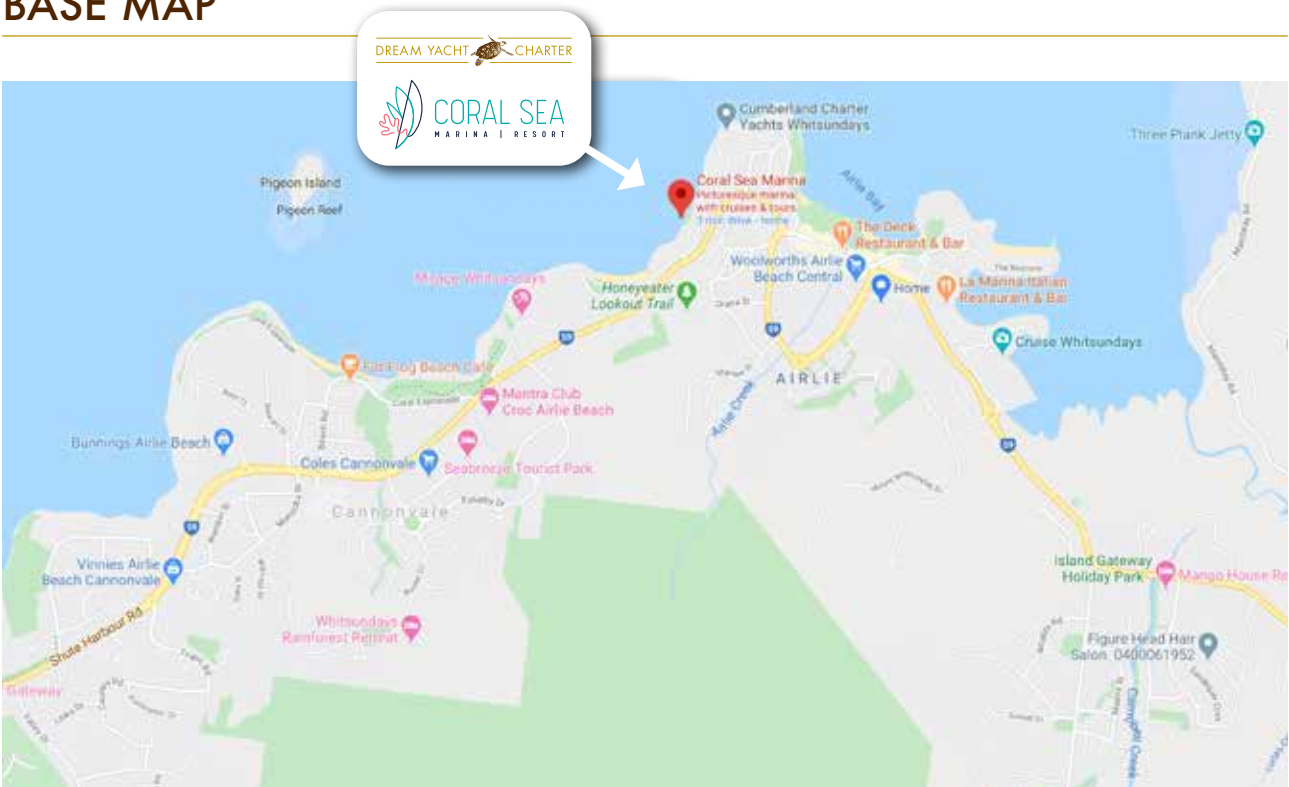
Coral Sea Marina

Unit 9
 Shingley Drive
 Airlie Beach
 QLD 4802

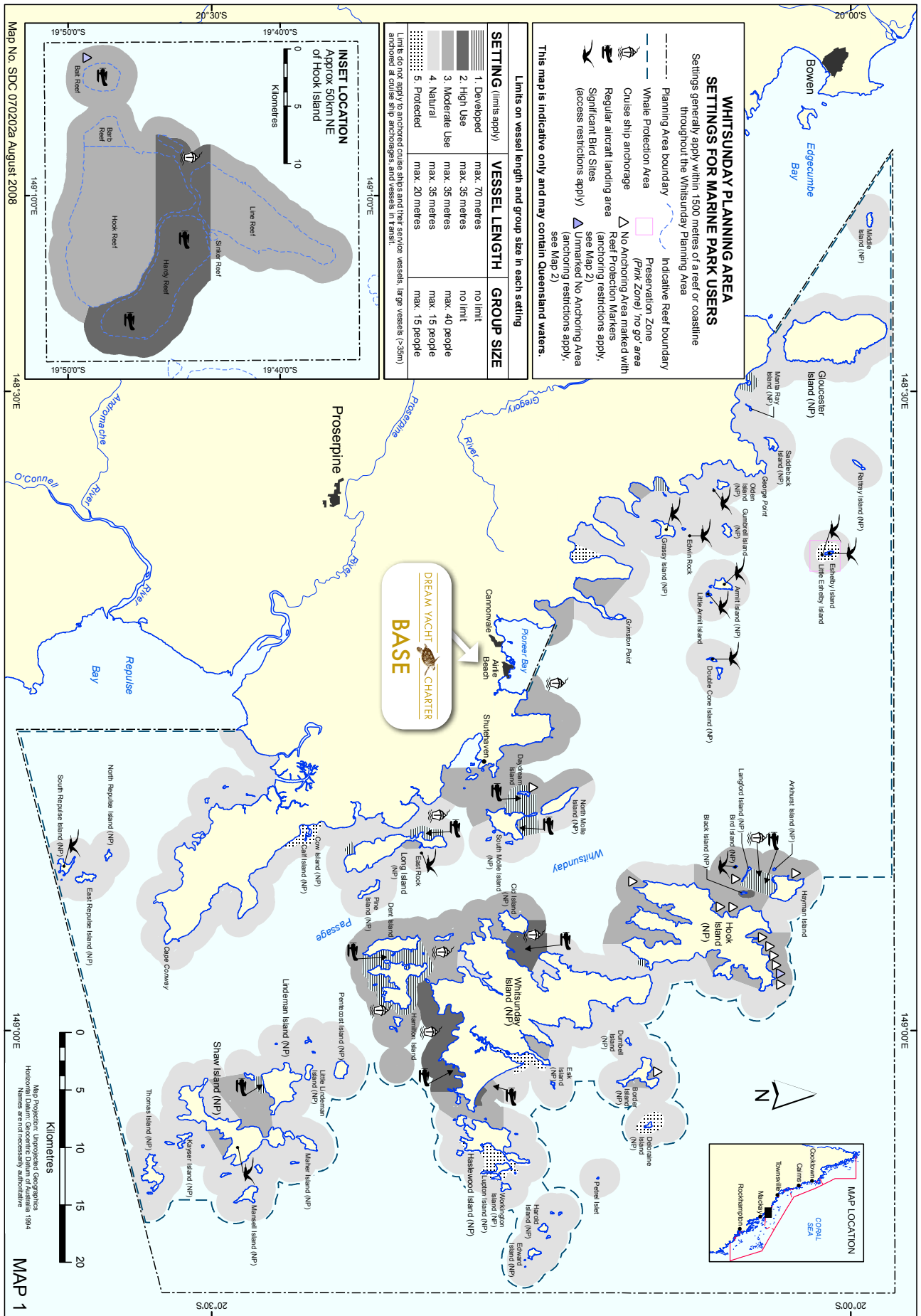
GPS POSITION: 20.267 S 148.711 E

OPENING HOURS: 8am – 5pm (closed Christmas Day and New Year’s Day)

BASE MAP



WHITSUNDAY PLANNING AREA SETTINGS FOR MARINE PARK



BASE CONTACTS

QYC operates 2 fixed radio "scheds" each day: 09.00 and 15.45. Please stand-by for QYC to call your vessel. Please identify the channel you are calling on Either 82, 86 or 74.

CUSTOMER SERVICE:

Phone: +61 7 4946 7400
 Freecall: 1800 075 013
 Email: reservations@yachtcharters.com.au

OPERATIONS MANAGER:

Phone: +61 7 4946 7400
 Phone after hours/emergency:
 +61 413 417 249
 Email: opsmanager@yachtcharters.com.au

VHF:

Base channel: 74, 82, 86
 Marina channel: 9
 Emergency channel: 16

EMERGENCY TELEPHONE NUMBERS:

Base: +61 0413 417 249
 Coral Sea Marina: +61 749 462 400
 Coastguard: +61 410 013 881
 General Emergency: 000 for Police, Ambulance or Fire
 Water Police: 07 4967 2222 (call police if no reply!)
 Police: 07 4948 8888
 VMR: 07 4946 7207
 MSQ: 07 4946 2200
 Bureau of Meteorology Mackay: 07 4955 1355
 Cyclone Advice Services: 1300 659 212
 QPWS 1300 130 372 (Marine Animal Stranding Hotline)

BASE FACILITIES

- | | | | |
|---|---|--|---|
| <input checked="" type="checkbox"/> Electricity | <input checked="" type="checkbox"/> Showers | <input checked="" type="checkbox"/> Restaurant | <input checked="" type="checkbox"/> Swimming pool |
| <input checked="" type="checkbox"/> Water | <input checked="" type="checkbox"/> Wi-Fi | <input checked="" type="checkbox"/> Bar | <input checked="" type="checkbox"/> Supermarket / Grocery store |
| <input checked="" type="checkbox"/> Toilets | <input checked="" type="checkbox"/> Luggage storage | <input checked="" type="checkbox"/> Laundry | <input checked="" type="checkbox"/> ATM |
| | | | <input checked="" type="checkbox"/> Post Office |

BASE INFORMATION

LICENSE

Sailing license required: No Yes

Queensland Yacht Charters does not require formal boating qualifications or licences in order to holiday with us. Some sailing or boating knowledge and experience is all it takes.

To assist you with your vessel selection, it will help if you have:

- **Basic sailing experience** – If you wish to sail, knowing how to handle your sails is a requirement. If your skills are a little limited or rusty, let us know. We offer full-time sail guides or half-day sail guides. If you have handled a windsurfer or a sailing dinghy, you should be able to sail one of our yachts - the principles are the same. Your briefing will provide easy-to-follow techniques and show you the ropes! The most important thing you need to have is simple common sense.
- **Basic coastal navigation experience** – Basic Navigation skills along with anchoring and sail reefing are required. Your briefer's instructions will show you how to use your Whitsunday Chart, tide tables and simple navigation instrumentation to guide you through the islands safely.

CHARTER EXPERIENCE

To charter a sailing vessel, you will need to have sailing experience and be competent in handling a sailing vessel in most conditions. Alternatively, if you have power boating experience only, then we may have a power vessel to suit and we would recommend this option. Basic Navigation skills, along with anchoring and sail reefing are also minimum requirements. Formal qualifications are not required to charter most of our vessels (excluding the Fountaine Pajot 46 Power cat), although it is highly regarded if you do.

SAIL ASSISTANCE SESSION

- If your skills are a little limited or rusty, let us know. As you are the Skipper and you are responsible for the safety and well-being of your crew/family and friends, brushing up on your skills with our Sail Assistance Session is the perfect way to achieve peace of mind, with the confidence and competence that you gain. Your briefer will take you out after the morning briefing for your sail assistance session and provide instruction for around 3 hours after your initial boat briefing. (Basically, it's a valuable extension you can add to your Boat Briefing).
- Our aim is to have the briefing and sail assistance session completed by 3pm which will allow you to continue on to your first leg of your Charter itinerary with confidence and the assurance that you have the skills to take with you to enjoy your Whitsundays Charter Holiday, safely and happily. Your training will provide easy-to-follow techniques and show you the ropes! For the benefits you gain, for the duration of your charter, it's well worth the time.
- You may also wish to take a Sailing Course from a Sailing School in your local area prior to your Charter as this is a wonderful opportunity to gain a new skill and to really benefit from the knowledge and expertise which you can then bring with you on your Charter. Learning to sail together as a couple, or with friends or family is a skill that you can enjoy and develop over a lifetime, enabling you to explore and discover exciting new sailing.
- If you have never chartered in the Whitsundays before, it is highly recommended and worth the small cost to purchase the book "100 magic Miles of the Great Barrier Reef" by David Colfelt. This book will assist you greatly in planning your holiday and will also assist in the briefing process. Although a copy is to be found on all vessels, you will be referring to it at least several times a day whilst on charter. Jam packed with history, resort information, boating information on wind/tides/anchoring techniques/fish and fishing/marine dangers/all anchorages/good diving and snorkeling places – just to name a few!
- The Operations Manual that we email to you is also a good source of information that you should be familiar with prior to heading out on your holiday.

PAYMENT

The base can accept: Visa MasterCard Amex Cash

CURRENCY: Australian Dollar (AUD)

VOLTAGE: 240V

DIALING CODE: +61

CHRISTMAS AND NEW YEAR BOOKINGS

Queensland Yacht Charters will be closed on 25th December and 1st January. We will be doing one radio schedule on these days which will be in the morning at 9am only. Outside of this time the base will not be manned and radio calls will go unanswered. However, if there is an emergency one of our staff members will be contactable by mobile phone or if no reception then VMR Whitsunday will be of assistance.

FUEL

Fuel is not included in the price of your charter. On return from your charter the de-briefer will take you over to the fuel dock where you will refuel the vessel.

Vessels dropped off at Hamilton Island will be fueled on return to Coral Sea Marina. We will collect your credit card details on arrival and charge the fuel expense to this card. You can expect to use around \$20 per day for sailing vessels and between \$80 -\$120 for power boats. You will need to run the motor for around 3 hours a day to keep your batteries topped-up.

OUTBOARD FUEL AND GAS

All of our vessels are supplied with a Dinghy and our vessels are also supplied with a gas BBQ on board. The cost of this is in addition to your Charter. Outboard fuel and Gas are \$8 per day and will be added to your Invoice.

MARINE PARK ENVIRONMENTAL FEES

As the Whitsundays is a Marine Park fees apply to all visitor's and payable to GBRMPA. These fees are in addition to your Charter Fees. Marine Park Fees are \$34 per person and will be added to your invoice.

WHAT YOU NEED TO BE AWARE OF

On your arrival to the base, we will collect a security bond of between \$1000 to \$2500 dependent on the vessel type. This bond will be pre-authorized on your credit card and refunded to you within 7 days of your charter completion unless loss or damage has occurred to the vessel or dinghy.

Your vessel is dived upon and the hull checked for any damage prior to your charter commencing. Once your charter is finished, a dive check is then carried out prior to the next charter. If damage is found to the hull and QYC were not notified by the client, then charges will occur and a loss of the charter bond is a possibility.

- **Call out fees:** If QYC are called out for a problem to the vessel for which you are not at fault, you will not be charged. However, if QYC are called out for a problem such as those detailed below the charge out fee will be taken from your credit card bond, along with time taken to fix the problem.

- **Wraps:** Take special care to avoid prop wraps, especially dock lines (to be stowed in a cockpit locker when not in use), dinghy ropes and mooring buoy lines. As your briefer would have made you aware, you need to check where your dinghy rope is located at all times and your dinghy must be pulled in close to the vessel when anchoring, reversing etc. so as not to foul the prop with the rope. This can cause major damage to your vessel and QYC must be notified immediately, so appropriate checks can be taken. If mooring boy line is destroyed, the Great Barrier Reef Marine Park Association will also charge for the replacement of a new one.
- **Groundings:** No matter how small the grounding, if your vessel 'touches' the bottom, you must let QYC know so we can discuss, check and assess for any damage that may have occurred. As detailed above, the vessel is dive checked before and after every charter, so any damage caused by your charter may be charged to your bond. Do not anchor in shallow water less than 4 meters (with the exception of Gulnare and Dugong Inlets).
- **Blocked Heads (toilets):** The heads are checked prior to your charter to make sure they are in working order and not blocked. Please take care with the heads as they can be easily blocked - most commonly with the following: Tampons, 2/3 ply toilet paper (please only use paper supplied by QYC), baby wipes/moist towelettes/face wipes, too much toilet paper being use and flushing anything that you have not eaten. Not only is a blocked head a total inconvenience to your charter holiday but charges may occur if the above items have been found to cause the blockage. You will need to come back into the marina at Coral Sea Marina for the blockage to be cleared.

INSURANCES

Bareboat Hirer's Liability Insurance:

This policy is designed to protect you from claims made against you by others for property loss, accidental death, bodily injury or illness to them caused by (or as a result of) your negligence. For this policy to apply to you, the hire vessel or its tender must be involved in the loss. We recommend Oceanic Marine Risks and applications can be made online through [this link](#).

Damage Waiver Insurance:

The Damage Waiver is a compulsory, non-refundable payment which will cover against any minor loss or damage to/on the vessel. Payment of the Damage Waiver reduces the excess payable to the security bond per insurable incident (see security bond details below).

Security Bond on Arrival:

We require a security bond on your arrival of between \$1000 to maximum \$2,500 depending on the vessel type. (This amount of which must be available on your credit card, as we obtain pre-authorization on this). The security bond will cover against any loss or damage to the vessel including groundings, rigging, loss of dinghy or outboard, stuck anchors, blocked heads, prop wraps caused by sheets, moorings, anchor ropes, dock lines, dinghy painters, halyards, floating rope and the removal thereof, chase calls due to charterer (i.e. blocked heads). The bond will be released 7 days after completion of your charter. Please refer to clauses 3.1 of the Charter Agreement for further information.

Travel Insurance:

To cover you for the loss of pre-paid travel in the event of cancellation due to sickness, illness, accident, cyclones etc. As your charter fees are non-refundable within 60 days of your charter commencement, we strongly recommend you are covered by some travel insurance. We recommend Oceanic Marine Risks and applications can be made online through [this link](#).

INTERNATIONAL VISITOR'S - CUSTOMS CLEARANCE

To sail in the Whitsundays make sure your documentation is in order to travel, including a valid passport. Find all of the information you need to plan your trip by visiting this [website](#) for information about Australian visas, customs and quarantine regulations.

INTERNET

Internet access is available at our marina. We advise that you purchase a local SIM card for your phones and tablets, if you have not already pre-arranged International roaming with your provider. There is some WiFi on the populated Islands, however cell phone coverage is limited once you depart the mainland. Most cafes in Airlie Beach provide WiFi.

CHARGING CAMERA/PHONE/LAPTOP & HAIRDRYERS

All our vessels have inverters which can be used to charge all batteries using your existing 240v plug. You can also bring a 12v phone charger (the ones you use in your car) as all our vessels have the cigarette lighter outlet for this purpose. You can only charge batteries and not run such things as computers or hair dryers etc. The only times you will be able to use your hair dryer is when you visit a marina and use the 240v power.

Phone reception is reasonably good around the islands, but you may not receive on the Eastern side (i.e.: Whitehaven Beach) and in some deep anchorages (i.e.: Nara Inlet). You will generally have reception when travelling between your anchorages and Telstra works best. If anyone needs to contact you, they can always call our office and we will contact you by VHF radio.

FIRST AID KITS

Your vessel is equipped with a comprehensive first aid kit. However, please be aware that it does not contain the following items: Pain relief or anti-inflammatory medications, seasickness or diarrhea medication, antihistamines or antacid tablets.

STINGER SUITS/LIFE JACKETS/SNORKEL GEAR

QYC recommend stinger suits to be worn throughout the year, especially in the warmer months. Jelly fish season generally runs from October to May. All stinger suits can be hired through the dive shop in the marina - Aquadive and can be collected prior to your charter. All snorkel gear is included in your charter fee and obtained through the dive shop (Aquadive) in the marina, and can be collected prior to your charter.

Please note Queensland Yacht Charters do not provide children's lifejackets. As they are now compulsory for children under 12 years (in open boats under 4.8 metres), we recommend that you bring your own or if you prefer, they can be hired from the dive shop in the marina ([Aquadive](#)).

CHARTER START & FINISH

Your charter starts from our base in Coral Sea Marina. You can start and finish on any day of the week except Christmas Day and New Year's Day.

ARRIVING IN AIRLIE BEACH BY FERRY FROM THE ISLANDS

There are regular services to and from most of the island resorts in the Whitsundays. Cruise Whitsundays offer ferry services to and from Port of Airlie. Coral Sea Marina is a short taxi ride away from the ferry terminal. Prices can be found on their website.

LATE ARRIVALS

Should you be arriving to the Whitsundays late in the day, then it is recommended you commence your charter the following day. If you are sleeping aboard the vessel on this night and your arrival is after 5PM our office will not be manned. We will however leave instructions on where to find your vessel (with a map) and marina key on our office door. The fridges will be chilled, and the lights will be on. Coral Sea Marina is located a pleasant 10 minute walk from Airlie Beach. There is a myriad of restaurants to dine in to suit all tastes and budgets.

Accommodation:

We suggest booking a sleepaboard, when you book your charter, prior to your arrival, to stay the night on the vessel in the marina, which gives you plenty of time to do your shopping etc and be ready for your charter briefing on the morning of your charter. Access to your vessel for a sleepaboard is from 4pm.

ARRIVAL

Boarding the Vessel Early:

Your charter yacht is like a floating hotel room. We need plenty of time to turn the vessel around from its previous guests and not only make sure the vessel is in the cleanest of conditions but to carry out all the on-board checks to make sure everything is functioning perfectly for your trip.

If you arrive after 11am on your first day of charter, you are likely to need to spend your first night in the marina and berthing fees will apply. A sleepaboard is a great solution, where you arrive the day before, get organised and settled, and enjoy a night of relaxation prior to your charter. You can however spend your last night in the marina free of charge but will need to moor prior to 3pm.

SLEEPABOARD

We offer a sleepaboard service which allows you to sleepaboard the vessel the night prior to your charter, check-in is from 4pm. You will be unable to board prior to this time or place any provisions/luggage on board. We can store your items in our office if you do arrive early.

You will have a 10 - 15 minute sleepaboard brief, which involves a quick orientation of the basics on board such as lighting, electrics, toilets etc. In both cases you must come to the office to complete paperwork and pay your bond first.

A sleepaboard allows you time to arrive, do your shopping and relax the night before and be ready for your briefing at 8:30am on the morning of your charter.

**(Only available from our base in Coral Sea Marina, fees apply).*

HAMILTON ISLAND START OR FINISH

Option 1: If you wish to start and finish your charter at Hamilton Island, we can deliver your vessel to Hamilton Island Marina. Your vessel will arrive to Hamilton Island Marina between 11:00am – 12:00 midday. Vessel return to Hamilton Island Marina is 10:00am. Hamilton Island delivery of your boat – Start / Finish (\$640.00 each way. Prices are subject to change without notice.)

Option 2: Board your vessel at Hamilton Island Marina and return your vessel to Coral Sea Marina. One way delivery fee is applicable. Please note, these options are strictly subject to availability and advance notice is required. Prices are also subject to change at any time. Alternatively, when you disembark from the plane, make your way to the Cruise Whitsunday desk to book your ferry transfer to Port of Airlie on the mainland. Taxis are available to our base which is a 10 minute drive away.

FOR CHARTERS COMMENCING AT HAMILTON ISLAND

Flying into Hamilton Island:

Jetstar, Virgin Airlines and Qantas all fly into Hamilton Island.

Your vessel can be delivered and picked up from Hamilton Island for your charter at an extra cost, with advance notice and subject to availability.

Unfortunately, we cannot arrange a sleepaboard on Hamilton Island.

During [Hamilton Island Race Week](#) pick-up and drop-off of the vessel is not possible.

Please note charters commencing from Hamilton Island need to commence briefing on board their vessel no later than 12:00pm.

Vessel arrival times and briefing times:

Your vessel will be delivered to Hamilton Island prior to 12:00 midday on the day of your charter. Your briefing will commence immediately on board the vessel.

We recommend provisioning your vessel online with [Whitsunday Provisioning](#).

If your arrival to Hamilton Island Marina is later than 12:00 midday, you will be required to ferry to Coral Sea Marina at your expense and overnight on board your selected vessel for the evening. Your brief will commence from Coral Sea Marina the following morning at 8:30am. If you still wish to commence your charter from Airlie Beach, you can arrange your transfers to Port of Airlie via [Cruise Whitsundays](#) (they meet all incoming flights).

Transfers from Hamilton Island airport to the marina:

Transfers can be arranged by yourself on arrival through the resort link taxi service. You can use the house phone at the airport and dial 1 for the taxi service. You can call the Marina Office (07 4946 8353) and find out if your vessel has arrived and where it may be berthed. Courtesy trolleys and wheelbarrows for luggage and provisions are located at the end of each marina arm for your use. If you arrive before your vessel, luggage can sometimes be stored in the marina office.

Hamilton Island Finishes:

If you are disembarking at Hamilton Island, your finish time would be 10am unless changed by prior arrangement. If you have an early flight our debriefer may not be able to get across to the island in time in which case, we will ask that you leave a note with feedback of your charter. For early departures, it is recommended that you pre organise transfers to the airport by the [resort link bus](#) or pre-book a [taxi](#).

Hamilton Island Restrictions:

At certain times of the year Hamilton Island is exceedingly difficult to get into (even if you book way in advance). These times generally are school holiday periods and New Year's Eve. Any booking at any time will not be confirmed until the morning of your stay there. During Hamilton Island Race Week, overnight stays are not permitted but you may visit for an hour or two (for an hourly rate) whilst the vessels are out racing if a berth is available. Hamilton Island start and finishes cannot be accommodated at this time either.

Outstanding Payments Due:

All outstanding monies due to Queensland Yacht Charters must be pre-paid prior to your arrival at Hamilton Island. If there are any outstanding amounts, we will provide the briefer with a letter authorizing us to charge your credit card for outstanding monies and the security bond. Fuel will be charged on consumption when the vessel returns to Coral Sea Marina.

EMBARKATION TIME AIRLIE BEACH

Boarding time is 8:00am on the first day of the charter, unless you have a sleepaboard booked, when the boarding time is from 4pm the afternoon before the charter commences. You will have a 10 - 15 minute sleepaboard brief, which involves a quick orientation of the basics on board such as lighting, electrics, toilets etc. In both cases you must come to the office to complete paperwork and pay your bond first.

YACHT BRIEFING

On confirmation of your deposit, we will email through our Operations Manual and a Map of the Islands, so you are able to familiarize yourself with the product and area. This will mean on arrival; you will be able to have your boat briefing and area briefing then head off to your first anchorage – too easy.

Briefings commence at 8:30am on the first day of the charter. The briefing is approximately 3-4 hours long and includes an area and boat brief along with basic navigation and practical boat handling.

Your briefer will give a detailed walk-through of your vessel's technical equipment, information about safe and accurate navigation, including the vessel's navigational instruments, mooring, anchorage, safety and practical boat handling. We also provide suggestions for your itinerary. On board you will find Whitsunday charts, navigational aids and the cruising guide "100 Magic Miles of the Great Barrier Reef" by David Colfelt. The safety briefing introduces the safety equipment and your vessel's general inventory.

- Please note, if additional briefing time (above the typical 4 hours included) is required for you to safely handle the vessel, there will be an additional charge payable. (You may wish to add a Sail Assistance Session as previously mentioned.)
- In order not to incur any additional briefing charges, please ensure you are ready for your 8.30am briefing and have all of your shopping either organised or have someone organise this whilst you are being briefed.
- As the Whitsundays is classified as a Marine Park, the area briefing will provide comprehensive instruction regarding the sailing area and the rules and regulations that apply to protecting our World Heritage listed area and the marine life within it.
- As we are an Eco - Certified Company, we take pride in our responsibility to maintain our beautiful Heritage Listed Marine Park. Ask us how you can contribute by following some basic conservation tips to reduce waste, keep our waterways clear, protect our Flora and Fauna and respect our Indigenous Owners of the land, the Ngaro, Gia and Juru people.

DISEMBARKATION TIME

On your last day of charter, vessel return to port is 10:00am. Please allow approximately one hour to refuel your vessel and complete debriefing paperwork. A quick inspection will take place and we look forward to receiving your input. An underwater diver will check your vessel's hull, keel, rudder(s), propeller(s) and /or bow thruster. Once Queensland Yacht Charters has received the diver's report, and based on this report, your bond pre-authorisation is cancelled.

BAGGAGE

It is preferable to take soft luggage instead of hard suitcases as they may be too cumbersome on board your vessel. If necessary, storage at our base is provided for your bags.

BASE AND EMERGENCY CONTACTS

- Base emergency telephone number: +61 0413 417 249
- Marina emergency telephone number: +61 749 462 400
- Coastguard emergency telephone number: +61 410 013 881
- VHF base channel: 74, 82, 86
- VHF marina channel: 9
- VHF emergency channel: 16



HOW TO GET THERE?

SUP, The Whitsundays

ACCESS BY PLANE

Proserpine Airport (aka) Whitsunday Coast Airport: 38 km from the base – 45 minutes by car. During the high season there are regular flights from various Australian capital destinations. Please check schedule on the [airport website](#).

Hamilton Island Airport: daily 60 min. ferry trips from Hamilton Island Airport Marina to Port of Airlie in Airlie Beach. During the season there are regular flights from various Australian capital destinations. Please check schedule on the [airport website](#).

TRANSFERS FROM THE AIRPORT TO CORAL SEA MARINA NORTH

If you need an organised transfer to or from the airports, please contact our Reservations Team.

One way or return pre-booked transfers from Whitsunday Coast Airport are available.

For bus transfers from Whitsunday Coast Airport to our base, Queensland Yacht Charters prefers to use [Heart of Reef Shuttles Airport Transfers](#) – Proserpine to Coral Sea Marina (from \$22 p/p one way, \$36 p/p return) Prices are subject to change without notice.

For transport from Hamilton Island Airport to our base, please visit [Cruise Whitsundays Ferry Service](#). Ferry transfers Hamilton Island and Hamilton Island Airport to Port of Airlie (from \$62 p/p one way). Prices are subject to change without notice.

Major car rental companies operate their offices at all airports, please refer to airport web sites for list, working hours and contacts. Taxis are regularly available in front of Proserpine Airport: www.mackaytaxi.com.au.

ACCESS BY ROAD

From South East Queensland – 1,708 kilometres (14 hours) Take Bruce Highway/A1 North to Shute Harbour Road/State Route 59 in direction of Airlie Beach. Left turn to Coral Sea Marina North (aka Abell Point Marina) and immediately turn right. Continue to end of the road to the roundabout. Twenty-minute loading zone parking is available for bag drop off. A secure long-term parking service for the duration of your charter is available - your vehicle will be picked up and returned to Coral Sea Marina North. Contact our base for availability, fees and charges.

From Cairns – Northern Queensland – 632 kilometres (9 hours) Take Bruce Highway/A1 South to Shute Harbour Road/State Route 59 in direction of Airlie Beach. Left turn to Coral Sea Marina North (aka Abell Point Marina) and immediately turn right. Continue to end of the road to the roundabout. Twenty-minute loading zone parking is available for bag drop off.

A secure long term parking service for the duration of your charter is available - your vehicle will be picked up and returned to Coral Sea Marina. Consult our base for availability, fees and charges. [Whitsunday Parking](#).



ACCESS BY BUS

[Greyhound Bus Service](#) offers daily services throughout Australia. Pick up location available from Port of Airlie in Airlie Beach.

Information subject to change without notice.

PROVISIONING & RECOMMENDATIONS



BASE PROVISIONING SERVICE

This base provides a provisioning service: Yes No There are several options for Provisioning.

WHAT IS INCLUDED?

All our vessels are fully equipped with sheets, pillow cases, 2 bath towels per person (towel packs available for additional cost, 10 towels), tea towels, pillows and blankets, fully equipped galley with all crockery, cutlery and coffee plunger, gas deck BBQ, refrigeration, freezers (on most vessels), hot and cold pressure water, stereo/CD player, DVD/TV - (TV reception for TV's is not available and use of the TV is only for playing DVD's), snorkel gear, dinghy with outboard motor, cabin fans, charter plotters on most vessels, all navigation equipment, depth instruments and wind/speed on yachts and wet weather jackets.

STAPLES PACK

Garbage bags, dishwashing liquid, bathroom soaps (small hotel style), toilet paper, sponge and scourer, matches, pegs, vinegar, salt and pepper.

WHAT TO BRING

- Beach Towel (we do not supply but can be hired)
- 30+ Sunscreen and Zinc Cream
- Insect Repellent
- Polarised Sunglasses (a must for spotting reefs and bommies)
- Hats and Sand Shoes
- Light clothing for summer and light jacket/windcheater/track pants for winter
- Smart casual clothing for visiting resorts
- Your favourite games and reading material (we supply a pack of playing cards, board games can be hired)
- CD's and /or MP3 player – please bring an FM transmitter of your MP3 player
- Your favourite DVD's (check that your vessel has a TV/DVD player)
- Fishing gear (as we do not supply but can be hired – see fishing section)

Try and pack all your essentials in soft bags as these are much easier to stow on board. We can store extra luggage on your behalf for the duration of your charter but only if starting and finishing in Airlie Beach.



Airlie Beach, The Whitsundays

PLANNING YOUR PROVISIONING

Provisioning for your Charter is easy. We have three Supermarkets in Airlie Beach to choose from – all within a ten minute taxi ride from the Marina.

Before you plan your shopping list, take note of the fridge size of your boat and keep in mind that you have a much smaller storage capacity on board and in the fridge. Where possible buy UHT milk and juices as the cartons are easier to store on board rather than large bottles and they don't require refrigeration until opened. Another tip is to pierce the salad bags and roll them up to create more room in the fridge.

There are BBQ's on board all of our boats which makes cooking meals a lot easier.

Most charter guests over shop for alcohol and discover there is not a lot of space to store it on board, and a lot is left over which cannot be taken home on a flight – as in meal planning, plan your alcohol purchases to your daily consumption rate per person. We can supply extra eskies if required and ice can be purchased at the Café on the Marina.

We generally recommend that you plan your supermarket shopping per meal – How many breakfasts, lunches and dinners? Then include snacks, for kids and nibbles for drinks. Consider dietary requirements and preferences and shop accordingly. We also recommend that you purchase some drinking water approx. 2 litres per person per day.

LOCAL SUPERMARKETS

You may choose to shop for yourself from either of the three Supermarkets in Airlie Beach which are easily accessed from our base with a 10 minute taxi ride. All Supermarkets have a Liquor Shop close by.

If you choose to shop online at several supermarkets in the area, we cannot take responsibility for delivery of Coles / Woolworths Online Services, as the charterer must be present to accept delivery in this instance.

You may wish to consider online 'Click & Collect' supermarket options.

Wine Deliveries:

Deliveries of alcohol are accepted up to a few weeks before your charter but please make sure that the boxes are clearly marked with your Charter Booking name and Number and our business name (Queensland Yacht Charters). We can then store until your charter commences. We will not accept any liability, for damage or loss should it occur.

You can have these delivered to the following address:

Queensland Yacht Charters
Unit 9, Shingley Drive
Coral Sea North Marina
Airlie Beach QLD 4802

SHOP FOR YOURSELF WITH OUR LOCAL RECOMMENDATIONS:

Coles Cannonvale

Monday – Friday: 8am - 9pm
Saturday: 8am - 6pm
Sunday: 9am - 6pm

Woolworths Cannonvale

Monday – Friday: 8am - 9pm
Saturday: 8am - 6pm
Sunday: 9am - 6pm

Woolworths Airlie Beach Central

Monday – Friday: 8am - 9pm
Saturday: 8am - 6pm
Sunday: 9am - 6pm

Fishi

Fresh fish, seafood and specialist catering.

Master Butcher Whitsundays

Selection of excellent quality meats can be cryovaced for your charter.

Opening hours may differ during public holidays and are subject to change without notice.





Hamilton Island, The Whitsundays

HAMILTON ISLAND PROVISIONING

The facilities for grocery shopping on the island are more limited than on the mainland and at a cost you would expect from an island resort. There is an IGA supermarket, a bottle shop which provides a large range of alcoholic beverages and a bakery. It is recommended however that you pre - plan your provisioning and order through [Whitsunday Provisioning](#) which will be placed on board your vessel and delivered to Hamilton Island.

Many of our clients enjoy a mid-charter stopover at Hamilton Island Marina. Overnight marina berths are available which must be pre-booked with our reservations team, by email or by calling us at our office 1800 075 013 or 07 4946 7400 including the time and date of your overnight stay, an overnight booking gives you access to marina and resort facilities and services available to you during your stay. Hamilton Island offers a variety of activities, shopping, swimming pools and many restaurants. An IGA Supermarket, is available for a mid-charter stock-up, along with a bakery, and cafes for that latte if you need a bit of civilization.

Check in time is between 11 am - 3pm and check-out is at 11:00am the following day. Prior to your arrival for your stay contact Hamilton Island Marina on VHF Channel 68 or by phone on 07 4946 8353 during office hours, 8.00am - 5.00pm. The Booking fee is payable directly to Hamilton Island Marina on arrival. To make you stay effortless, the on-water marina concierge staff will guide you to your allocated berth and assist with lines at the dock. The staff will provide you with an outline of marina and resort facilities available to you during your stay.

ONLINE PROVISIONING

Whitsunday Provisioning has been operating exclusively within the Whitsundays since 1984. They provide an excellent service, delivered directly to your vessel, neatly packed in cool boxes and ready for your arrival. Along with single grocery items, they offer prepared meals and platters, with a range of dietary requirements, beverages and alcohol. [Peach and Pear Catering Whitsundays](#) and [Two Girls and a Cake](#) are local caterers who also do excellent platters etc.

SAIL GUIDE

Have you ever seen people relaxing on a yacht and wished it could be you? Good news, it can be, with a Sail Guide on your Charter. You don't need to be able to sail to hire a yacht and it can also be affordable. If you can't sail we can find you a professional Sail Guide to do the sailing for you, leaving you and your guests to enjoy a relaxing, hassle-free vacation.

Our Sail Guides have the expertise and local knowledge to take you to all of the best locations including stunning beaches, fishing, snorkelling and diving spots, secluded bays and scenic walks to name a few, making the most out of the Whitsundays on your Queensland Yacht Charter.

Your sail guide will require a private cabin and all meals and beverages provided daily throughout the duration of your holiday. The same is applicable if you wish the services of a hostess/cook. If we are able to provide a husband and wife team, only one cabin is required for your crew. Alternatively, two cabins are required.

Sail Guide half day - \$220

Sail Guide full day - \$350

Hostess/Cook per day - \$320

(Prices may be subject to change without notice)

SAIL ASSISTANCE SESSION

If your skills are a little limited or rusty, let us know. As you are the Skipper and you are responsible for the safety and well-being of your crew/family and friends, brushing up on your skills with our Sail Assistance Session is the perfect way to achieve peace of mind, with the confidence and competence that you gain. Your briefer will take you out after the morning briefing for your sail assistance session and provide instruction for around 3 hours after your initial boat briefing. (Basically it's a valuable extension you can add to your Boat Briefing).

Our aim is to have the briefing and sail assistance session completed by 3pm which will allow you to continue on to your first leg of your Charter itinerary with confidence and the assurance that you have the skills to take with you to enjoy your Whitsundays Charter Holiday, safely and happily. Your training will provide easy-to-follow techniques and show you the ropes! For the benefits you gain, for the duration of your charter, it's well worth the time.

You may also wish to take a Sailing Course from a Sailing School in your local area prior to your Charter as this is a wonderful opportunity to gain a new skill and to really benefit from the knowledge and expertise which you can then bring with you on your Charter. Learning to sail together as a couple, or with friends or family is a skill that you can enjoy and develop over a lifetime, enabling you to explore and discover exciting new sailing destinations all around the world.

Sail Assistance Session – \$220

(Prices may be subject to change without notice).


FUEL AND WATER

Fuel and water are conveniently located at both Coral Sea Marina and Hamilton Island Marina. The water is drinkable on the boat however, you will probably prefer bottled water, around 1-2 litres per person per day.

HOTEL SUGGESTIONS

Airlie Beach

- Heart Hotel
Main Street, Shute Harbour Road,
Airlie Beach
- Shingley Beach Resort
115 Shingley Dr,
Airlie Beach
- Coral Sea Resort
25 Oceanview Avenue,
Airlie Beach
- Airlie Beach Hotel
16 Airlie Esplanade,
Airlie Beach



RESTAURANT SUGGESTIONS

Airlie Beach

- Fat Frog
44 Coral Esplanade,
Cannonvale
- The Garden Bar Bistro,
Coral Sea Marina,
Airlie Beach
- Bohemian Raw Café,
Coral Sea Marina,
Airlie Beach
- La Tabella Trattoria,
The Esplanade,
Airlie Beach
- Northerlies Bar and Grill,
116 Pringle Road,
Paluma
- Sorrento Restaurant & Bar,
Coral Sea Marina,
Airlie Beach
- Fish D'vine,
The Esplanade,
Airlie Beach
- Anchor Bar,
5 Golden Orchid Drive,
Airlie Beach



AREA GUIDE



LOCAL AREA INTRODUCTION


“Queensland Yacht Charters member of Dream Yacht Charter acknowledges the Traditional Owners of the land and the waterways of the Whitsundays in which we conduct our Charter business. We pay our respects to their Elders, past and present, and the Elders from other communities including the Ngaro, Gia and Juru people.”

The Whitsunday people were different even from coastal people, in that they were primarily maritime people. They hunted large marine animals from very sturdy three-piece bark canoes, and sometimes outrigger canoes. Their domain was the sea, the reefs and the tidal mangrove systems within it.


Some remnants of this unique indigenous maritime heritage are still visible and accessible on several islands. In the Nara Inlet [Hook Island], initial occupation, dates back to 9,000 years ago. That is the oldest site discovered in the Great Barrier Reef Marine Park and one of the oldest sites so far discovered on the East coast of Australia. Within the hills of the inlet is the Ngaro cultural site; caves with ancient rock wall paintings and interactive displays where you can learn about the history of the Ngaro Aboriginal people.

A visit to Nara Inlet is not complete without venturing further down to the bottom of the inlet, where you will find a magical fresh-water rock pool and refreshing waterfall, however this natural pool only flows during the rainy seasons. You can stand in front of the cave on the hillside above Nara Inlet, looking out at the peacefully anchored yachts to the lush vine forest across the water and let your imagination run back thousands of years. You'll see the Ngaro people certainly knew how to pick a good spot.

The spectacular Whitsunday Islands are a chain of 74 beautiful, tropical islands located off the Eastern coast of Australia in the Coral Sea. These rugged islands are covered in lush tropical vine forest and surrounded by brilliant, clear blue and turquoise water teeming with tropical fish, manta rays, turtles, dolphins, migrating whales and their babies, and if you are really lucky an occasional dugong sighting.



Ancient Cave Paintings,
Nara Inlet, Hook Island,
The Whitsundays



Waterfall, Nara Inlet,
Hook Island, The Whitsundays



*Anchorage,
The Whitsundays*

This special sailing ground is a nature lover's dream with idyllic stretches of beach, numerous uninhabited islands teeming with wildlife and stunning coral reefs. The Whitsundays are inside the Great Barrier Reef, the world's largest coral reef that stretches more than 1,600 miles.



*Hayman Island Resort,
The Whitsundays*

The Whitsundays are one of the few places in the world to combine nature at its unspoilt best with your choice of civilisation – from six-star sophistication to a hammock on the beach.



*Catseye Beach,
Hamilton Island
The Whitsundays*

The area is home to a collection of renowned, chic island resorts, including Hayman Island, Hamilton Island, Daydream Island Resort and Palm Bay Resort. Restaurant dining is available at Hamilton Island Resort. Hayman Island and Daydream Island do not offer overnight berthing unless you wish to overnight at their resort. Hamilton Island and Palm Bay both welcome day and overnight guests. Additional fees do apply.



*Long Island,
The Whitsundays*

Today in this special World Heritage area, our base team can help you with custom itineraries starting from a five-night minimum, based on extensive local knowledge.

Contact us for assistance for itinerary suggestions to suit your preferences, whether you love fishing, snorkelling, bush walking, paddle-boarding, playing pirates with the kids, watching for whales or kicking back in a calm beautiful bay.

TOP THINGS TO DO IN THE WHITSUNDAYS



Seaplane, Outer Great Barrier Reef, The Whitsundays

1. **Take a scenic flight:** See the Whitsunday Islands including the romantic Heart Island from a different perspective with a seaplane or helicopter flight. There are a number of options, from short hops to longer flights that even touch down on the Outer Great Barrier Reef.
2. **Plan a Whitsunday Walk:** Whitsunday Islands National Park has many walking tracks—many with staggering views. Choose one that suits your ability and time available. Take the opportunity to explore some of the rugged, densely vegetated islands. All the walks on Whitsunday Island are part of the Whitsunday Ngaro Sea Trail one of Queensland's 10 Great Walks. It's a boating-walking trail around the beautiful Whitsunday islands.
3. **Visit Whitehaven Beach:** One of the most spectacular spots to visit on board your vessel is famous Whitehaven Beach to enjoy the impossibly white sand. This unspoiled haven is rated amongst the top ten beaches in the world. Enjoy over 6 kilometers of beach with turquoise waters and fantastic views across the Coral Sea, where you can sometimes spot pods of migratory whales.



Wedding Aboard Yacht, The Whitsundays

4. **Celebrate a Special event or Anniversary:** If you're looking for the ultimate destination wedding, birthday celebration, proposal, or a get together with friends and family, the Whitsunday Islands will not disappoint.
5. **Visit Palm Bay Resort:** Palm Bay Resort is a beautiful boutique resort nestled in the neck of Long Island, one of the iconic islands of the Great Barrier Reef. With a secluded private cove, Palm Bay offers spacious Balinese inspired villas with extensive views to the Whitsunday passage and Coral Sea. Offering complete tranquility and seclusion, Palm Bay has been designed to intricately blend into its natural surroundings and is simply a stone's throw from some of Australia's most iconic reefs and beaches. During your Charter you can book an overnight Mooring to spend the day and night on the Island with full use of the facilities and access to the restaurant and pool, beautiful beaches and Island walks. [Contact Palm Bay Resort](#) 1300 655 126 or we can arrange it for you.

7. **Visit Hamilton Island:** Part of the Whitsunday Island group, Hamilton Island is one of Australia's most spectacular and sought-after holiday destinations. This resort offers resort pool facilities, shopping, dining and the opportunity to explore the island on a rented golf buggy or free resort busses. It's also a great stop-over mid-charter for a bit of extra provisioning, if required.
8. **Experience the Magic of Underwater Art:** The Whitsundays' Ngaro Underwater Marine Sculpture Trail is a unique tourist attraction and is best experienced at your own pace on board a Whitsunday Yacht Charter.



Underwater Art, Langford Spit, The Whitsundays

9. **Take a Ngaro Indigenous Cultural Tour:** This guided tour will provide a unique experience delivered by traditional Ngaro Indigenous Guides. They will share stories and messages in the hope that guests develop a greater understanding of the history of the Ngaro Tribe, an ancient, island and sea tribe with strong traditions and customs.
10. **See the Great Barrier Reef:** The World Heritage listed Great Barrier Reef is one of the seven natural wonders of the world and the largest living structure. It is visible from outer space and stretches over 2000 km in length along the Queensland coast in Australia.



Walking Trail, The Whitsundays



Humpback Whales, The Whitsundays



Bali 4.3, Hill Inlet, Whitsunday Island, The Whitsundays

The Whitsundays region is ideally located near the central section of the Great Barrier Reef and is the perfect base to explore this aquatic wonderland. The Great Barrier Reef protects the Whitsunday Coast and Islands from ocean swells providing the region with some of the safest and smoothest sailing and cruising waters in the world. During the months of June to September, it's even possible to see migrating whales, including the humpback whale, as well as bottlenose dolphins.

A bareboat yacht charter is not permitted to visit the Outer Barrier Reef however; Cruise Whitsunday offers a full day tour to explore this region further. Another option is Air Whitsunday which offers scenic flights or snorkeling tours. Contact our reservation's team for more information.



Heart Reef, Outer Great Barrier Reef, The Whitsundays

For more information on what to do in the Whitsundays, visit [Tourism Whitsundays](https://www.tourismwhitsundays.com.au).

SAILING IN THE WHITSUNDAYS

ECO CERTIFICATION

Eco Tourism Certification

What is Ecotourism? "Ecotourism is ecologically sustainable tourism with a primary focus on experiencing natural areas that fosters environmental and cultural understanding, appreciation and conservation".

Ecotourism aids in promotion of these sustainable practices, and we strive to maintain consistent levels of sustainability. It is strongly encouraged that all tourists in the area learn about safe practices and proper methods for keeping the reefs and the islands free from harmful impact. There are environmental standards in place which protect this region, such as limits on areas where fishing is not permitted, and spots where ships are restricted from mooring. This helps safeguard the delicate and vulnerable reefs around the island, beautiful natural structures and home to a variety of marine species.

Queensland Yacht Charters has been Eco Certified for 14 years and continues to improve and implement sustainable practices in all areas of our business.

Our World Heritage Area

The Great Barrier Reef is the world's largest World Heritage Area. Because of its outstanding appeal it became a World Heritage area in 1981. The Great Barrier Reef Marine Park stretches more than 2300km along the north east coast of Australia and is about 12,000 years old. It is home to an enormous amount of fish species, corals, molluscs and protected species such as Dugongs, Turtles, Seabirds, Whales, dolphins etc.

The Great Barrier Reef ecosystem is not one long continuous reef but a complex system of various marine habitats that include over 3000 reefs, 600 continental islands and 300 coral cays.

The Great Barrier Reef Marine Park is a multiple use area with zoned areas that will help you identify what activities can occur in each area. There are 8 types of zones from General use through to Preservation.

Visit

<http://www.gbrmpa.gov.au/access-and-use/zoning/zoning-maps> for a zoning map on the Whitsunday area.

What you can do to help

During your boat and area briefing, you will be given information on the do's and don'ts of the Marine Park Area. Please abide by the rules and regulations, respect other people using the area, reduce noise and aim to leave no trace of your visit. [Download the Visitor's Guide.](#)

We have on board all our vessels the following guides and information:

- 100 Magic Miles of the Great Barrier Reef Cruising Guide
- Information on visiting the reef
- Public moorings and anchoring
- Zoning Map
- Introduction to using the Marine Park - booklet
- Information on protecting Whales, Dolphins, Dugongs, Turtles & Seabirds
- A visitor's guide to the National Park Islands and Ngāro Sea Trail.

The Great Barrier Reef attracts millions of visitors every year. To ensure your visit does not impact the marine environment and to keep it pristine for other generations to enjoy, it is recommended that you learn more about the reef prior to your visit. You can visit the following websites to access this information and find out more. There is some great information for kids to learn about and take back to school with them to share with others.

www.reefhq.com.au | www.gbrmpa.gov.au

Incident reporting:

You can help protect our Marine Park by reporting incidents to the Queensland Yacht Charters Base or to the relevant authority.

Incidents such as:

Oil/diesel/sewage spills, Marine animal stranding's/deaths/fish kills, tagged fish, unusual marine life sightings, crown of thorns starfish outbreaks/coral bleaching, tagged turtles, illegal fishing, marine incidents/accidents, zoning infringements, vessel collisions/groundings.

ENVIRONMENT

- Respect your surroundings and leave only footprints in the sand
- Only use the engine or genset when needed
- Recycle your garbage in the correct containers at the marina
- Respect regulations around marine reserves and private islands where disembarking is not permitted

FISHING IN THE GREAT BARRIER REEF MARINE PARK

For those in the know, fishing around the Whitsundays can be very fruitful. For those not so knowledgeable, it can simply be fun to drop a line and see what happens. Having said that, there are many rules and regulations to abide by and it is advisable to get the latest updates by visiting <https://www.daf.qld.gov.au/>

The information contained here is gained from many different sources and is by no means complete and is only to be used as a basic guide. You should do your own research before embarking on your fishing trip as changes to legislation etc. may occur.

What type of fish can you expect to catch in the Whitsundays?

Bluefin and mackerel are in abundance all year round. They can usually be located by the sight of seabirds skipping over the surface of the water where the tuna are. Casting or trolling around the headlands and in the passages between the islands should also land you a few good tuna for dinner. There is excellent estuary fishing to be found in Gulnare Inlet, Hill Inlet, Nara and Macona Inlets. Coral reef fishing can provide the likes of Coral Trout, Sweetlip, Emperor, Gropers etc.

Before visiting the Great Barrier Reef Marine Park, it is important you study the zoning map for the area you are visiting to be sure of the activities that you can do and where you can do them. A link to the zoning map is below.

<http://www.gbrmpa.gov.au/zoning-permits-and-plans/zoning/zoning-maps>

Why do we have closed seasons?

Closed seasons prevent people from fishing at certain times of the year to protect species at vulnerable times in their life cycle, such as during spawning seasons. Throughout the Queensland East Coast, a closed season applies to Barramundi from midday on the 1st November to midday 1st February. There are 3 x nine-day periods that have been implemented as closed seasons for the taking of all coral reef fish. These are October, November and December each year around the new moon phases. The closures apply to all Queensland East Coast waters between latitude 10'41'S and 24'50'S. The closures are designed to protect spawning aggregations of most Coral Reef Fish Species.

Marine Hazards:

The box jellyfish is a potential hazard all along the Queensland Coast during November through to May, although peak season in the Whitsundays is more likely around March-April. The box jellyfish breed in the mainland estuaries and rivers and in summer with the rains they are usually washed down and found along the mainland coastline and very seldom around the islands.

The box jellyfish causes extremely severe stings and possibly death. Irukandji is a very small, hard to see jellyfish that can be extremely hazardous to the elderly or children. If you are stung, you usually don't feel the symptoms until 30 minutes afterwards. These jellyfish can be found everywhere but generally their presence is higher after having persistent strong northerly winds (usually October to March).

Wearing a stinger suit with the gloves, booties and hood is known to reduce the incidence of stings by 75% or more. So, it is well worth wearing one.

SAILING AREA

Cruising Area:

Our cruising area for most of our vessels extends from Bowen in the North to Mackay in the South. You should be aware however, that no bareboat charter vessel is able to visit the outer Great Barrier Reef. If you have cruised around the Whitsundays on numerous occasions, then you may want to explore areas further afield than the usual places described in the sample itineraries. If this is the case then be aware that assistance, if required, is not readily available from most of these areas. If your charter is under 14 days, then you will find plenty of places to visit in the immediate areas as described in the sample itineraries without wanting to venture further. You can depart your anchorage first thing in the morning (an hour after sunrise) if you choose. We request, for your safety that you are anchored by 4PM – this allows you plenty of daylight to see the reefs and bommies. Very rarely is anyone out cruising after this time anyway – as it is almost sundowner hour!

ANCHORAGES

The following anchorage details have been sourced from "100 Magic Miles of the Great Barrier Reef" by David Colfelt.

Nara Inlet (Hook Island):

Nara Inlet is our recommended first night stop on your yacht charter in the Whitsundays as it is a beautiful fjord like inlet. Entrance is on the starboard side as there is an extensive reef to port. Nara Inlet features ancient Ngaro Aboriginal cave paintings with a good bush walk and views over the inlet. Take a walk to the top of the waterfall which is spectacular after heavy rains. Anchoring only (no moorings) with very good holding and one of the best places for a sound night's sleep in all conditions.



Plantation Bay (Lindeman Island) or Neck Bay (Shaw Island):

Plantation Bay Plantation Bay is a tranquil anchorage with a nice long beach to explore. Good anchoring in NW-NE and okay in E-SE-E up to 15 knots.

Neck Bay has a great beach and you can access the other side of the island by a short walk. There is an extensive reef, so you need to watch the tides when going into shore. Good in S-SE winds and can be a bit rolly if it is more easterly.



Thomas Island:

There are anchorages on either side of Thomas that afford protection from all breezes up to 15 – 25 knots except from the west. There are nice sandy beaches on either side and this island is less frequented than those to the north. Some vessels are restricted in coming this far south. Check with reservations.



Whitehaven Beach (Whitsunday Island):

This 5km beach of pure white silica sand is extremely popular and a must to visit on everyone's itinerary. Sometimes it can be rolly at night. Dusk and dawn if on the beach watch out for the sand flies. Good in all breezes but N-NE.



Cid Harbour (Whitsunday Island):

Sawmill Beach is a very good anchorage in anything except W-NW-N winds. In this case anchoring in Dugong Inlet is an option in all but West winds. Sawmill Beach has a great walking track which is not too strenuous around Dugong Beach or if you are fit and the whole day consider a walk to Whitsunday Peak for spectacular views over the Whitsundays. This anchorage is teeming with turtles and you will also spot Sea Eagles and the occasional dugong.



Hamilton Island Resort:

This resort island is located in the middle of the Whitsunday group and can be a great mid charter stop over for many reasons. You are free to use all the resort facilities (pools, restaurants, showers etc.) and there are a great many restaurants and cafes to choose from and a good range of activities to keep you amused. Fill up with water, top up the fridge and get rid of your garbage. There is also a Medical Centre, general store, bakery, bottle shop, bank, post office and many boutique clothing stores.



Cateran Bay (Border Island):

Good in E-SE-S-SW breezes but can be a little rolly as the wind easts. Best to visit in light wind conditions. Great for snorkeling and diving, has a pretty beach accessible at high tide. There are public moorings in place here and anchoring is permitted outside of the reef protection buoys.



Macona Inlet (Hook Island):

Entrance to Macona is on the Port side. Almost as protected as Nara Inlet and has some nice sand beaches to explore. Good in all winds.



Stonehaven (Hook Island):

This is a really good anchorage that has 10 or so moorings to pick up. Anchoring is also possible however it will be in fairly deep water. This anchorage is known for its bullets in strong breezes but does offer protection between N-E-SE-S between 15 – 20 knots. There are some snorkel spots to be found here.



Langford Reef (Langford Island):

When approaching Langford from Stonehaven, be very careful to negotiate your path between the special mark on the southern end of Black Island and the starboard mark on the SE edge of Langford's sand spit. There are moorings to pick up here and very good snorkeling. Great lunchtime spot and walking along the sand spit which gets more exposed as the tide goes out is amazing. There is a great walking track and Underwater Sculpture nearby. Protected in SW-S-SE to 15 knots.



Blue Pearl Bay (Hayman Island):

Can be reached easily from Langford, making sure you stay on the outside of Akhurst Island as you make your way into this anchorage. There are moorings to pick up and some great snorkeling and diving to be found in this popular anchorage. Protected from NE-E-SE 15 – 25 knots this anchorage can get roly at times. Hayman Island resort is not accessible to non-resort guests.



Butterfly Bay (Hook Island):

Is a great place for snorkeling or diving. There are quite a few public moorings in these bays but anchoring can also be done outside of the reef protection markers. Bullets can be frequent in strong southerlies, so if anchoring make sure it is well set. From Butterfly you can also dinghy around to Maureen's Cove for more beautiful snorkeling and diving. There is an abundance of fish and corals that can take you days to explore. This is not a good anchorage in northerlies and fishing is not permitted.



Happy Bay (Long Island):

Good in NE-E-SE-S-SW 15 – 25 knots. Can be a good first night or last night stopover. Moorings are available. There are 20 kilometers of walking tracks for those wanting to stretch their legs. Resort closed.



Palm Bay Resort (Long Island):

A beautiful boutique resort nestled in the neck of Long Island. They offer a secluded private cove, and spacious Balinese inspired villas with extensive view of the Whitsunday Passage and Coral Sea. Moorings are available upon request (Limited to 2 mooring's). Contact Palm Bay Resort to plan your visit.

<https://www.palmbayresort.com.au> Phone: 1300 655 126



May's Bay:

A pretty anchorage, can give a great view of the sun setting over the mainland. Caution must be taken when anchoring here as there are a few isolated bommies. The anchorage can be roly in a more easterly breeze but suitable for conditions E-SE-S 15 – 20 knots.



Bauer Bay (South Molle Island):

Good in E-SE-S-SW 15 – 25 knots. Can become roly as the wind turns Easterly. Resort currently closed.



Daydream Island Resort and Spa:

There are moorings here which are located just outside the harbour entrance. This anchorage is not the best in windy conditions. Contact Daydream Island to plan your visit.



Hook Island Resort:

Hook Island – you can now pick up a mooring – cost is \$40 for 24 hours but there is no access to the resort. Bookings to be made through Explore Whitsundays.



Lindeman Island:

You can visit the island but the resort is no longer open.



WEATHER

The Whitsundays offers year-round weather conditions suited to everyone's unique preferences. Winter provides drier weather with warm days and cool nights. Summer offers hot, humid days with warm waters. January to March is the wet season in our tropics, with frequent showers. The best time to visit the Whitsundays is between April and August, when there is cooler and drier weather with average temperatures around 26°C.

Whales visit the Whitsundays every year on their annual migration north during the winter months. From June to September, whales are a common sight frolicking amongst the islands and even occasionally out on the Great Barrier Reef.

TEMPERATURE

Climate in Airlie Beach:

- Summer high: around 30°C
- Winter low: around 17°C

WIND SYSTEMS

The sailing conditions in the Whitsundays are mostly easy, with short sailing distances.

The wind systems in the Whitsunday Islands are predominantly southerly to south easterly most of the year. In summer, the winds are northerly to north easterly.

The Whitsundays are situated near the Tropic of Capricorn, where the weather is tropical and pleasant virtually all year. From May to September the islands experience south-east winds, with northerly winds with calm periods prevailing during the rest of the year. Temperatures range from 25°C to 30°C in January, and 17°C to 23°C in July.

LOCAL FORECAST

You can find the Whitsundays Coastal Forecast under the Bowen to St Lawrence forecast on the

[Bureau of Meteorology website](#).



Esk Island, The Whitsundays



Humpback Whales, The Whitsundays



Undersail, The Whitsundays

RADIO SCHEDULES

In the Whitsundays there are two radio schedules daily for reporting the local weather and making contact with guests to record their daily location, answer questions and make suggestions, if required, regarding itineraries, suitable moorings, or report any issues. This is a Marine Park regulation.

QYC broadcast at 9:00am and 3:45pm daily and it is important that the charterer maintains radio contact at this time and takes note of the weather and responds with their location. Charterers are advised to stand-by for QYC to call your vessel, and to identify the channel you are calling on Either 82, 86 or 74.

HOLIDAY EXTRAS

We provide a dinghy with outboard motor for all of our vessels, so you can explore the anchorages, get closer to snorkeling spots or go beach combing. For some extra fun we also have a range of options that you pre-book when completing your charter booking form. These are provided by external suppliers and will already be on board your vessel at commencement of your holiday. The extras include fishing gear, beach fun packs, beach towels, beach chairs, beach umbrellas, kayaks, wave skis, stand up paddleboards and board games.



Stinger suits can be hired from the dive shop in the Marina. Snorkeling equipment is provided free of charge on all our vessels and can also be collected from the dive shop prior to your charter. The dive shop provides a good array of sizes to suit your requirements for stinger suits and snorkeling equipment.



SAIL THE WORLD FOR FIVE YEARS
LIVE THE DREAM

Bali Catamaran, The Whitsundays

DREAM YACHT SALES CHARTER OWNERSHIP

For 30 years Queensland Yacht Charters has offered the finest in chartering experience and we continue that tradition as Dream Yacht Charter in the Whitsundays. You can expect the best rates, the most diverse and well-kept fleet, and of course exceptional personal service from a company you know and trust. Plus, we offer worldwide sailing opportunities and flexible options that only Dream Yacht Charter can provide.

Sailing in the Whitsundays offers 74 impressive world heritage Islands to explore, as an owner with Dream Yacht Charter you can expand your horizons with the many benefits of Charter Ownership.

- Sail for up to 12 weeks per year
- Choose from more than 50 destinations worldwide
- Choose from the widest range of monohulls and catamarans 31 - 62 ft
- Varied purchase options offering top guaranteed incomes / lowest down-payments
- Personalised attentive service on properly maintained yachts

DREAM YACHT CHARTER



- Dedicated Owner Relations team and online booking system

If you are interested in owning your own boat, privately or in charter, ask us about sales and professional yacht management in the Whitsundays or in our other 50+ locations.

You have the widest choice of brands, programs and locations offered by a Charter Company.

We look forward to helping you make your dreams come true. Get in touch with our yacht sales experts today.

CHARTER

www.yachtcharters.com.au

Call 1800 075 013

Email reservations@yachtcharters.com.au

SALES

www.dreamyachtsales.com

Call 0457 036 756

Email sales@dydsales.com.au